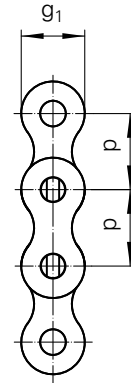
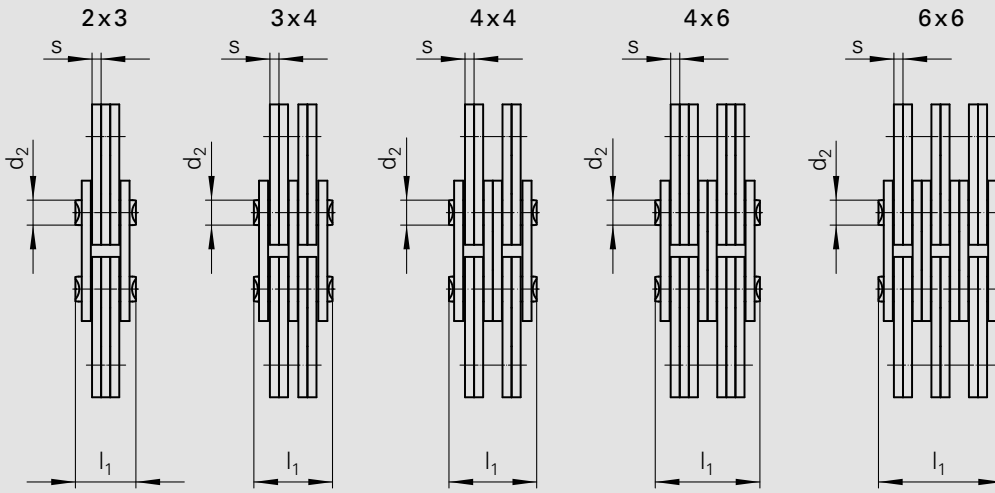


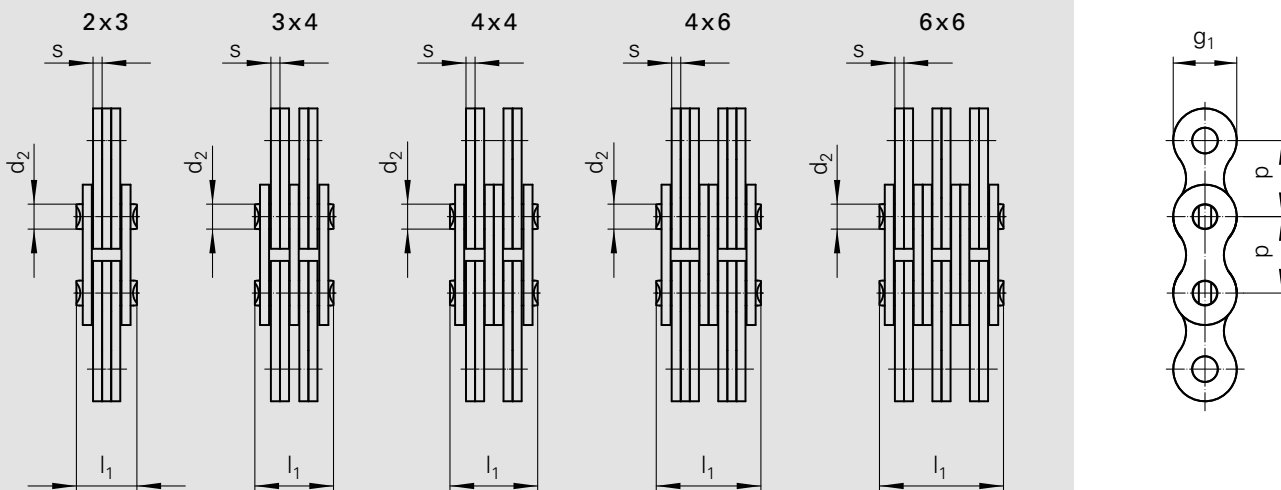
WITRA®	ISO	Nennteilung	Laschen- kombination	Laschenhöhe	Laschendicke	Bolzen- Ø	Breite über Bolzen	Bruchkraft	Gewicht
		Pitch	Lacing	Plate height	Plate thickness	Pin- Ø	Width over pin	Breaking load	Weight
		p		g ₁ max.	s max.	d ₂ max.	l ₁ max.	F _B min.	q ≈
No.	No.	mm		mm	mm	mm	mm	N	kg/m
WT LL0822	LL0822	12,700	2 x 2	10,6	1,60	4,45	7,9	17 800	0,41
WT LL0844	LL0844	12,700	4 x 4	10,6	1,60	4,45	14,4	31 100	0,69
WT LL0866	LL0866	12,700	6 x 6	10,6	1,60	4,45	20,5	44 500	0,97
WT LL1022	LL1022	15,875	2 x 2	13,7	1,65	5,08	9,3	22 200	0,59
WT LL1044	LL1044	15,875	4 x 4	13,7	1,65	5,08	16,1	44 500	1,13
WT LL1066	LL1066	15,875	6 x 6	13,7	1,65	5,08	22,9	66 700	1,67
WT LL1222	LL1222	19,050	2 x 2	15,0	1,85	5,72	10,7	28 900	0,64
WT LL1244	LL1244	19,050	4 x 4	15,0	1,85	5,72	18,5	57 800	1,26
WT LL1266	LL1266	19,050	6 x 6	15,0	1,85	5,72	26,3	86 700	1,88
WT LL1622	LL1622	25,400	2 x 2	21,0	3,20	8,28	17,2	58 000	1,52
WT LL1644	LL1644	25,400	4 x 4	21,0	3,20	8,28	30,2	116 000	2,98
WT LL1666	LL1666	25,400	6 x 6	21,0	3,20	8,28	43,2	174 000	4,44
WT LL2022	LL2022	31,750	2 x 2	26,4	3,70	10,19	20,1	95 000	2,33
WT LL2044	LL2044	31,750	4 x 4	26,4	3,70	10,19	35,1	190 000	4,56
WT LL2066	LL2066	31,750	6 x 6	26,4	3,70	10,19	50,1	285 000	6,79
WT LL2422	LL2422	38,100	2 x 2	33,2	5,20	14,63	28,4	170 000	4,47
WT LL2444	LL2444	38,100	4 x 4	33,2	5,20	14,63	49,4	340 000	8,67
WT LL2466	LL2466	38,100	6 x 6	33,2	5,20	14,63	70,4	510 000	12,87

Flyerketten Reihe BL entsprechend LH nach ISO 4347

Leaf chains BL series according to LH/ISO 4347



WITRA [®]	ISO	Nennteilung	Laschen-kombination	Laschenhöhe	Laschendicke	Bolzen-Ø	Breite über Bolzen	Bruchkraft	Gewicht
		Pitch	Lacing	Plate height	Plate thickness	Pin-Ø	Width over pin	Breaking load	Weight
		p		g ₁ max.	s max.	d ₂ max.	l ₁ max.	F _B min.	q ≈
No.	No.	mm		mm	mm	mm	mm	N	kg/m
WT BL0523	LH1023	15,875	2 x 3	15,0	2,42	5,94	15,37	33 400	1,16
WT BL0534	LH1034	15,875	3 x 4	15,0	2,42	5,94	20,32	48 900	1,62
WT BL0544	LH1044	15,875	4 x 4	15,0	2,42	5,94	22,78	66 700	1,84
WT BL0546	LH1046	15,875	4 x 6	15,0	2,42	5,94	27,74	66 700	2,30
WT BL0566	LH1066	15,875	6 x 6	15,0	2,42	5,94	32,69	100 100	2,74
WT BL0588	LH1088	15,875	8 x 8	15,0	2,42	5,94	42,57	133 400	3,50
WT BL0623	LH1223	19,050	2 x 3	18,0	3,25	7,92	20,73	48 900	1,80
WT BL0634	LH1234	19,050	3 x 4	18,0	3,25	7,92	27,43	75 600	2,49
WT BL0644	LH1244	19,050	4 x 4	18,0	3,25	7,92	30,78	97 900	2,83
WT BL0646	LH1246	19,050	4 x 6	18,0	3,25	7,92	37,49	97 900	3,52
WT BL0666	LH1266	19,050	6 x 6	18,0	3,25	7,92	44,20	148 800	4,21
WT BL0688	LH1288	19,050	8 x 8	18,0	3,25	7,92	57,61	195 700	5,60



WITRA®	ISO	Nennteilung	Laschen-kombination	Laschenhöhe	Laschendicke	Bolzen-Ø	Breite über Bolzen	Bruchkraft	Gewicht
		Pitch	Lacing	Plate height	Plate thickness	Pin-Ø	Width over pin	Breaking load	Weight
		p		g ₁ max.	s max.	d ₂ max.	l ₁ max.	F _B min.	q ≈
No.	No.	mm		mm	mm	mm	mm	N	kg/m
WT BL0823	LH 1623	25,40	2 x 3	24,0	4,00	9,53	25,48	84 500	3,47
WT BL0834	LH 1634	25,40	3 x 4	24,0	4,00	9,53	33,76	129 000	4,82
WT BL0844	LH 1644	25,40	4 x 4	24,0	4,00	9,53	37,90	169 000	5,43
WT BL0846	LH 1646	25,40	4 x 6	24,0	4,00	9,53	46,18	169 000	6,83
WT BL0866	LH 1666	25,40	6 x 6	24,0	4,00	9,53	54,46	253 600	8,19
WT BL0888	LH 1688	25,40	8 x 8	24,0	4,00	9,53	71,02	338 100	8,60
WT BL1023	LH 2023	31,75	2 x 3	30,0	4,80	11,10	30,33	115 600	4,65
WT BL1034	LH 2034	31,75	3 x 4	30,0	4,80	11,10	40,23	182 400	6,46
WT BL1044	LH 2044	31,75	4 x 4	30,0	4,80	11,10	45,19	231 300	7,37
WT BL1046	LH 2046	31,75	4 x 6	30,0	4,80	11,10	55,09	231 300	9,18
WT BL1066	LH 2066	31,75	6 x 6	30,0	4,80	11,10	65,00	347 000	11,00
WT BL1088	LH 2088	31,75	8 x 8	30,0	4,80	11,10	84,81	462 600	13,80
WT BL1234	LH 2434	38,10	3 x 4	36,20	5,77	12,71	47,07	244 600	8,10
WT BL1244	LH 2444	38,10	4 x 4	36,20	5,77	12,71	52,88	302 500	9,30
WT BL1246	LH 2446	38,10	4 x 6	36,20	5,77	12,71	64,52	302 500	11,60
WT BL1266	LH 2466	38,10	6 x 6	36,20	5,77	12,71	76,15	453 700	13,90
WT BL1288	LH 2488	38,10	8 x 8	36,20	5,77	12,71	99,42	605 000	18,60
WT BL1634	LH 3234	50,80	3 x 4	48,26	7,52	17,46	61,72	440 400	14,00
WT BL1644	LH 3244	50,80	4 x 4	48,26	7,52	17,46	69,29	573 800	16,00
WT BL1646	LH 3246	50,80	4 x 6	48,26	7,52	17,46	84,43	573 800	20,00
WT BL1666	LH 3266	50,80	6 x 6	48,26	7,52	17,46	99,57	857 400	24,00
WT BL1688	LH 3288	50,80	8 x 8	48,26	7,52	17,46	129,84	1 156 500	32,00