


# ELATECH® EFT - False Tooth System


EFT is ELATECH's mechanical profile application system specially designed for fastening cleats that cannot be welded onto polyurethane timing belts.

Zinc-coated or stainless steel teeth are available, either with our embedded tooth or total tooth design. With the total tooth design, the EFT replaces the entire tooth of the belt and is safely secured by means of two threaded holes. The embedded tooth design prevents any metal-to-metal contact, ensuring more silent operation.

**Total tooth design**




**Embedded tooth design**

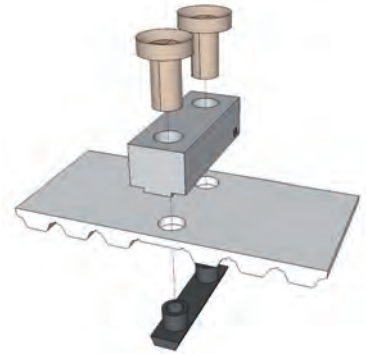
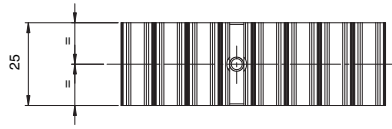
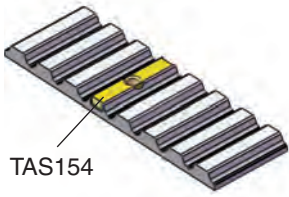


Many are the advantages offered by ELATECH® EFT:

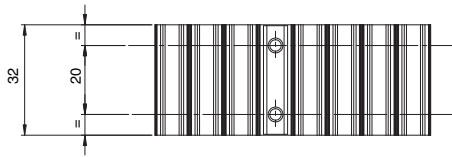
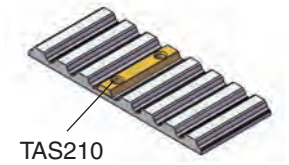
- EFT allows to apply cleats that cannot be welded onto polyurethane timing belts because of their overall dimension and/or material (such as steel, stainless steel, plastic, urethane, wood etc.)
- EFT is in stock in stainless suitable for food and pharmaceutical industry and humid environments
- EFT design has a self-centering effect on profile positioning, which makes it more precise than welded profiles
- EFT can handle much higher loads than welded profiles, making it a strong solution
- EFT is the precise solution eliminating any welded profile positioning tolerances. The profile positioning tolerance for EFT mirrors the ELATECH® timing belt tooth pitch tolerance
- EFT is flexible, allowing customers to reposition cleats for regularly scheduled application changes
- EFT is economical because customers can replace worn profiles without having to replace the entire belt.
- EFT is available in any of the following pitches: AT10, AT20, H, XH with or without self-tracking guide.
- EFT allows to use basic belts in all their possible executions: Flex, welded, with PAZ or PAR, FDA PU, steel, aramid or stainless steel cord.



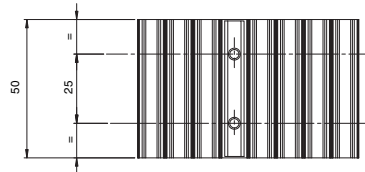
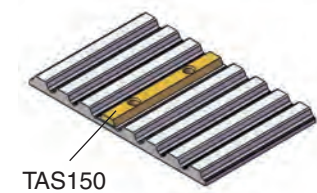
**TAS154** - suitable for AT10 and H profile 25 mm wide, one pin



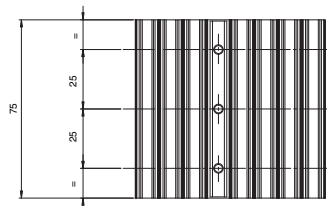
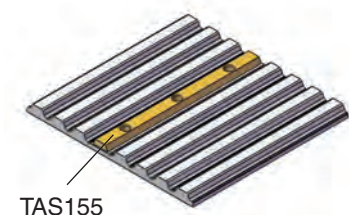
**TAS210** - suitable for AT10 profile 32 mm wide, two pins at 20 mm centre distance



**TAS150** - suitable for AT10 profile, 50 mm wide, two pins at 25 mm centre distance



**TAS155** - suitable for AT10 profile, 75 mm wide, three pins at 25 mm centre distance



**TAS158** - suitable for AT20 and XH profile, 25-50-75-100 mm wide, number of pins multiple of 25 mm centre distance

